


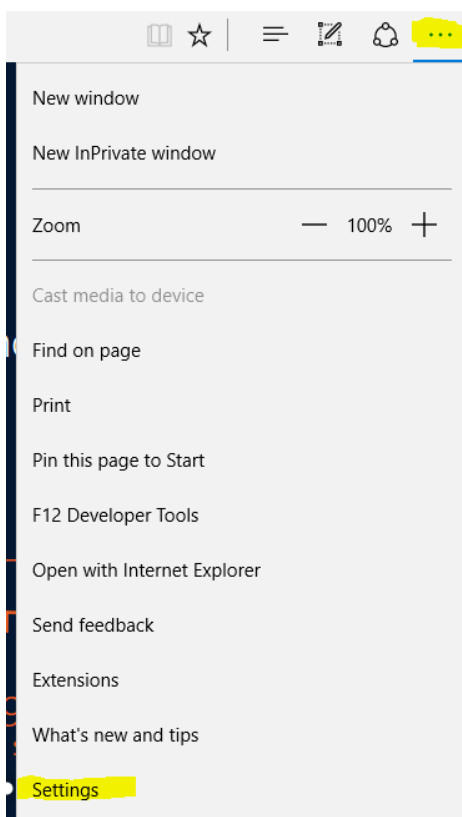
How do I clear my Cache in Microsoft Edge

Solution:

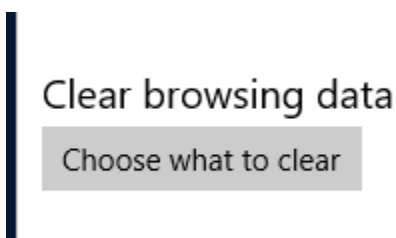
1. Open *Microsoft Edge*
2. Click “*More*” option on Microsoft Edge tool bar – looks like yellow highlighted option below



3. Click *Settings*



4. Click “Choose What to Clear” under Clear browsing data



5. Check any/all boxes you want to clear:

<< Clear browsing data

- Browsing history
- Cookies and saved website data
- Cached data and files
- Download history
- Form data
- Passwords

Show more ▾

Clear

5. Click “Clear” button...wait for clear process to complete.
6. Close browser and re-launch and you are **finished**.