


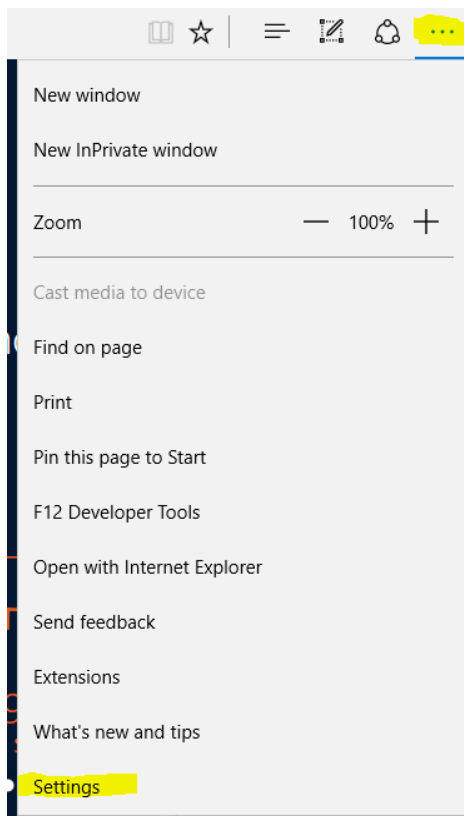
How do I enable/disable my browser Cookies in Microsoft Edge

Solution:

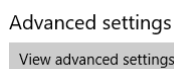
1. Open *Microsoft Edge*
2. Click “**More**” option on Microsoft Edge tool bar – looks like yellow highlighted option below



3. Click *Settings*



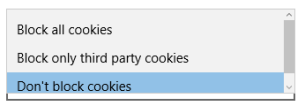
3. **Tap or click View Advanced Settings**. You will need to scroll down to the bottom of the page to see “Advanced settings” option.



4. Scroll down near the bottom again until you see “Cookies”



5. Select one of the drop down options to enable/disable



6. Close browser and re-launch and you are **finished**.