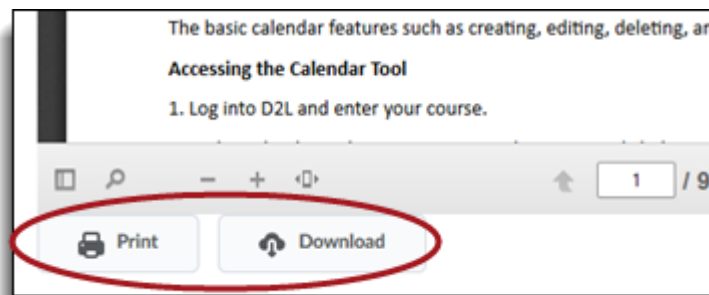


September Monthly D2L Update Notification

D2L/Brightspace Learning Environment 10.8.5 - update on or about September 17, 2018

Content – Print/Download in Overview

Users can now download and print an uploaded syllabus from the **Course Overview** area of Content . Note that when viewing a PDF file only **Download** is visible, while all other document types will display both **Download** and **Print** options.



Discussions – Associating Existing Topic to a Group

Instructors can now associate existing discussion topics to a new group or section during the group or section creation process. In addition, users can associate existing discussion topics to groups or sections not associated with any other discussion topic. Note that users can only choose existing discussion topics that have no existing discussion posts for association. This feature is useful for creating groups or sections after copying a course, or if discussion topics are accidentally created before groups or sections.

Create Workspace

Set up discussion areas ?

Forum*

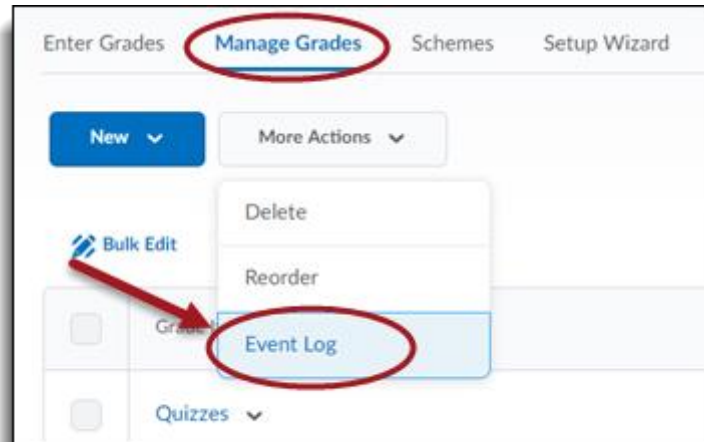
discussion 1 [New Forum] ?

Create new topic
Create a new topic to restrict with this group category.

Attach to existing topic
Create a group-restricted thread in an existing topic. This option is only available for empty topics without previous group restrictions or posts.

Grades – Adding Release Date and Time

This feature enables instructors to view the exact date and time a learner's grade is released or unreleased. The **Grade Event Log** now includes a column that displays the type of event that occurred (Grade Released and / or Grade Unreleased) in addition to the existing Grade Updated events. As a result, instructors can review and validate the dates a learner's grades were released or unreleased.

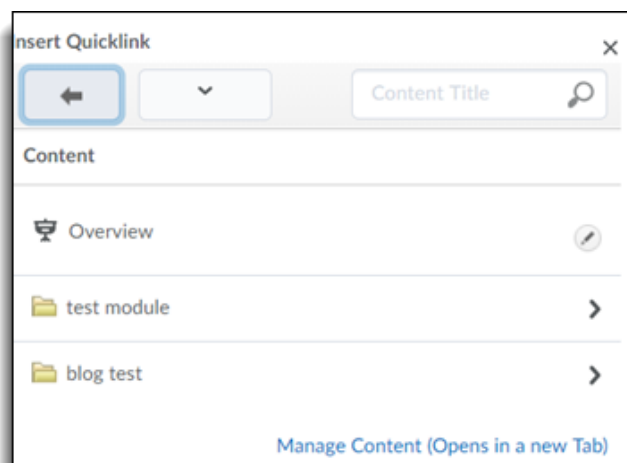


Groups – Differentiate between similar users' names

Instructors can now differentiate between duplicate learner names by displaying the username beside a learner's name. Instructors can enable this option in the setting in the Manage Groups tools.

HTML Editor – Adding Quicklinks to Modules, Submodules, and Course Overview

Users can now link directly to content modules, submodules, and course overviews from the **Insert Quicklink** option in the HTML editor. This change allows users to insert quicklinks to specific portions of course content within any tool with the HTML Editor. Previously, only a link to the Content tool was available from the **Insert Quicklink** option in the HTML editor.



HTML Editor – Chemistry Equations and Handwriting Function

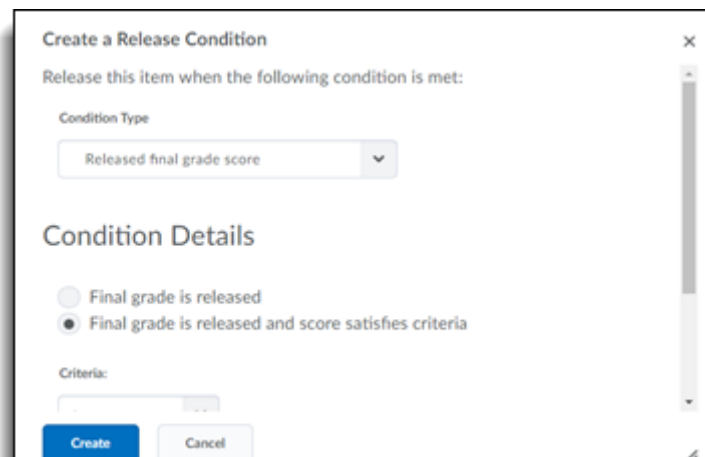
A chemistry equation writing function is now available in the HTML Editor. Users can select this feature directly within the equation editor.

Import/Export/Copy – Copying Awards Between Courses

When copying components between courses, instructors can now choose to include awards and their release conditions. This allows instructors to reuse awards across different courses and sections in Brightspace Learning Environment.

Release Conditions – Release an Item Based on Final Grade Score

Instructors can release items such as content and awards to students either based on the final grade being marked as released or, based on their final grade being marked as released and the grade meeting a set threshold. For example, a course survey could be released to a learner once their final grade is released or an award could be released to a learner once their final grade is released and they have received a certain grade. This can be completed everywhere a user can create and attach release conditions.



The screenshot shows a dialog box titled "Create a Release Condition" with a close button (X) in the top right corner. Below the title, it says "Release this item when the following condition is met:". Under "Condition Type", there is a dropdown menu currently showing "Released final grade score". Below this, under "Condition Details", there are two radio button options: "Final grade is released" (which is unselected) and "Final grade is released and score satisfies criteria" (which is selected). Below the radio buttons is a "Criteria:" label followed by a text input field. At the bottom of the dialog, there are two buttons: "Create" (in blue) and "Cancel".

Wiggio – Virtual Meetings Removed

The ability to schedule Wiggio virtual meetings is no longer available in Brightspace Learning Environment. For more information on the end of life of Wiggio virtual meetings, visit the blog post on [Brightspace Community](#).