

Mediasite for Students

- Navigate to msite.clarion.edu to access the capture(s) posted by your instructor for the online course in which you are participating.
- You will be prompted for a Username and Password. Enter your MyClarion Username and Password into the fields.

Please sign in to access the requested Mediasite content.

Username

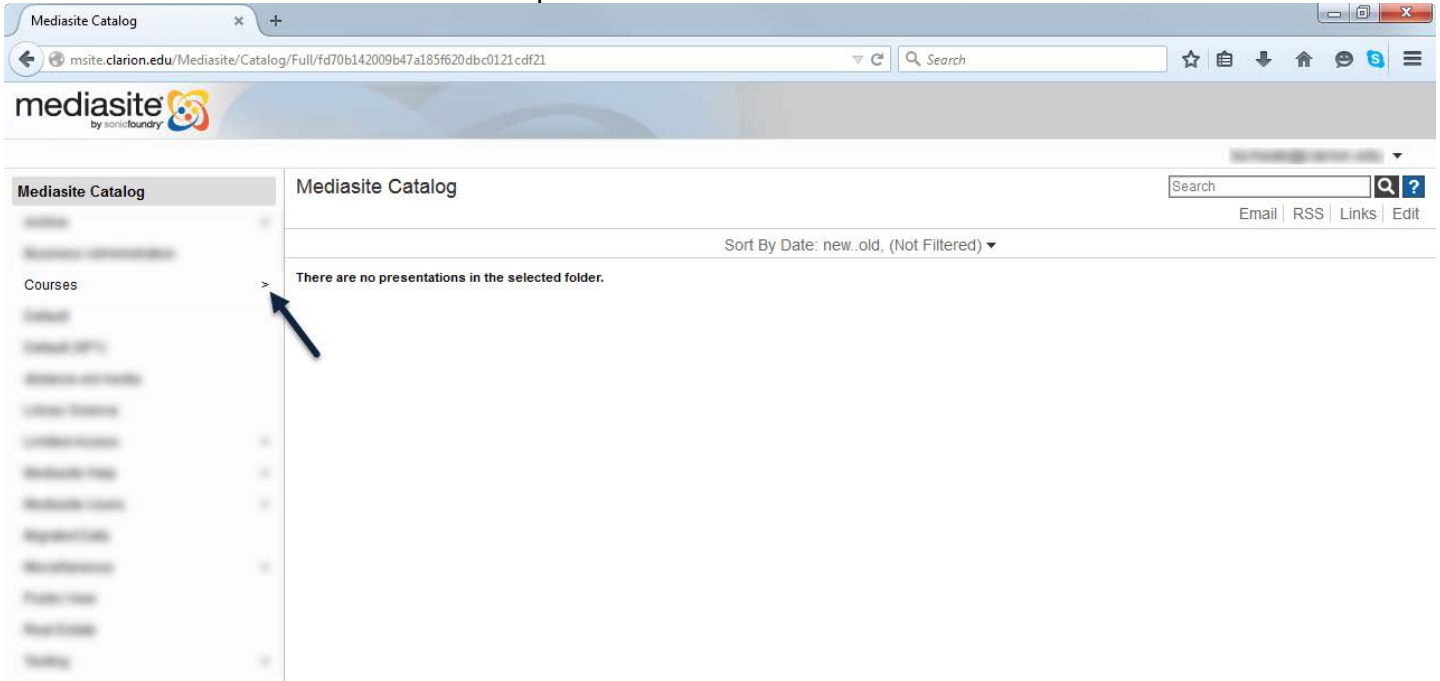
Password

Remember me on this computer

- 1) Upon entering your MyClarion Username and Password, if you receive an error message in red that says: **Sign In Failed: Unknown username or bad password:**
 - 1) You mistakenly entered the wrong Username or Password in the fields.
- or -
 - 2) Your MyClarion Password is no longer valid and you need to change the password.
 - a. Please click on the following link to change your MyClarion Password:
<http://www.clarion.edu/about-clarion/computing-services/help-desk/password-change.html>
 - 3) Clean out any temporary files your computer has constructed. Your computer will create temporary files of images from internet sites you explore for easy access and need to be deleted regularly.
 - a. Directions for Mozilla Firefox: <https://goo.gl/mPZFgC>
 - b. Google Chrome: <https://goo.gl/nMZPle>
 - c. Internet Explorer: <http://goo.gl/3Ko4aT>
 - d. Safari: <http://goo.gl/5Uz7Jz>
 - 4) Lastly, please go to <https://support.sonicfoundry.com/Training/ViewingRequirements> to see the requirements needed for your computer.
- After attempting these instructions if you still are unable to successfully access the Mediasite captures please email the Learning Technology Center at itvsupport@clarion.edu with a "cc:" to your instructor and you will be contacted promptly to rectify the issue.

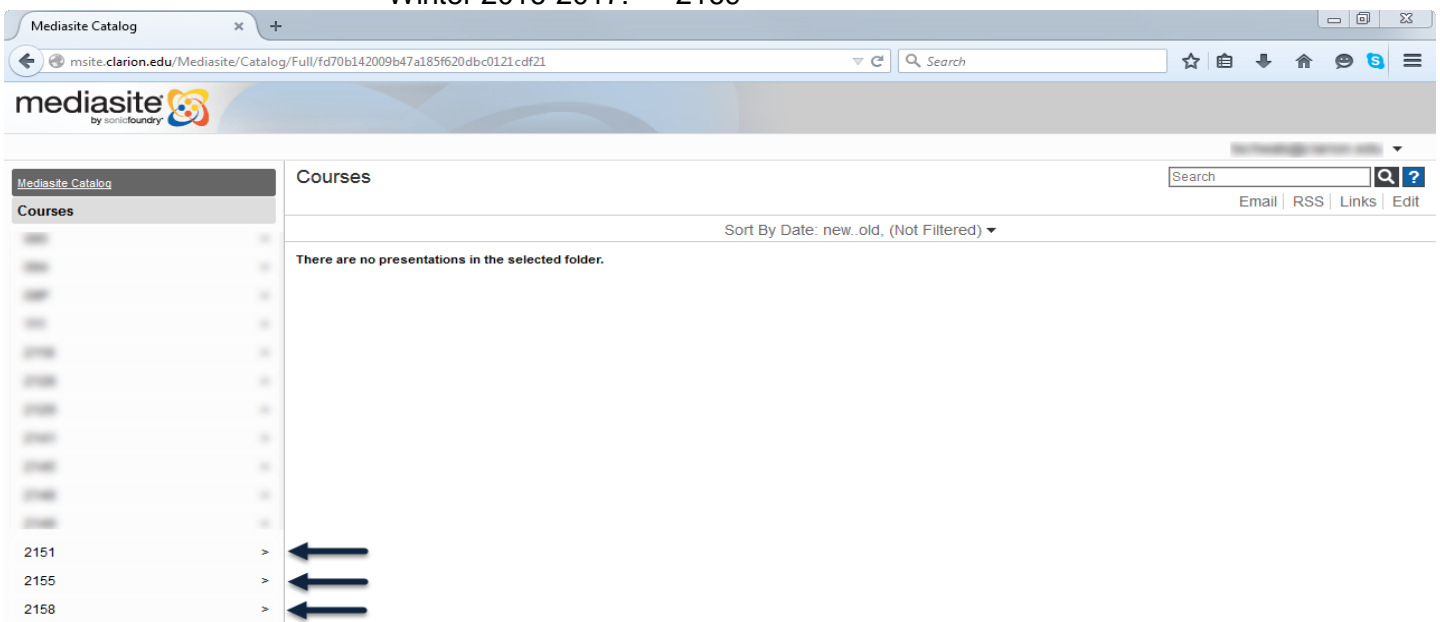
After Successfully Logging on:

- Click "Courses" from the options on the left bar



- Select your term:
 - Clarion University semester terms are as follows:**

Spring 2015:	2151
Summer 2015:	2155
Fall 2015:	2158
Winter 2015-2016:	2159
Spring 2016:	2161
Summer 2016:	2165
Fall 2016:	2168
Winter 2016-2017:	2169



- Select your course and video

Mediasite Catalog

msite.clarion.edu/Mediasite/Catalog/Full/fd70b142009b47a185f620dbc0121.cdf21

mediasite by sonicfoundry

Mediasite Catalog > Courses

2155

2155-s2-BSAD503-i01

2155-s2-ECON211-ECON501-w01

2155-s2-ECON221-w01

2155-s2-ECON510-w01

2155-s2-ED521-w01

2155-s2-FIN370-w01

2155-s2-FIN570-w01

2155-s2-HIST111-w01c-w01

2155-s2-LS534-w01

2155-s2-LS549-w01

2155-s2-LS568-w01

2155-s2-LS577-w01

2155-s2-LS583-w01

2155-s2-MGMT425

2155-s2-RESP202-v01

2155-s2-RESP203-v01

2155-s3-ECON212-w01

2155-s3-ECON222-w01

2155-s3-LS501-w01

2155-s3-LS532-w01

2155-s3-LS534-w01

2155-s3-LS558-w01

2155-s3-LS572-w01

2155-s2-BSAD503-i01

Course

Sort By Date: new..old, (Not Filtered)

1 - 10 of 48

Shortcut to Econ 222 Class 23

Info | More | Moderate | Watch

Default Presenter

On Demand

Thursday, May 09, 2013

9:32 AM EDT

42 Minutes 45 Seconds

Shortcut to Econ 222 Class 22

Info | More | Moderate | Watch

Default Presenter

On Demand

Tuesday, May 07, 2013

9:29 AM EDT

1 Hour 43 Seconds

Shortcut to Econ 222 Class 21

Info | More | Moderate | Watch

Default Presenter

On Demand

Thursday, May 02, 2013

9:37 AM EDT

51 Minutes 34 Seconds

Shortcut to Econ 222 Class 20

Info | More | Moderate | Watch

Default Presenter

On Demand


Tuesday, April 30, 2013

9:37 AM EDT

1 Hour 5 Minutes 19 Seconds

- Contact itvsupport@clarion.edu with any issues you may experience during your video playback.

Asking Questions “Live”

- During Live presentations, students are able to interact by asking questions. To do so you will click on the  symbol, which is located on the bottom right tray. If the presentation was not recorded Live, you will not see this question area. Please note that after the Live presentation is over, the question button remains, but the questions will not be answered. If you're viewing the video after the recording has been recorded, please submit any questions you may have about the content to the instructor of your respective course.



The screenshot shows a video player interface. At the top, it says "CLARION UNIVERSITY". The main content area displays a slide titled "Chapter 17 Terminating the Investment" with an illustration of a two-story building. Below the slide is a small video feed showing a man in a suit standing in a room. At the bottom right, there is a yellow arrow pointing to a question mark icon in the video player's control bar, with the text "Ask your question here" next to it. The video player's control bar includes a play button, a progress bar, and other standard controls.