

## Announcement

The Announcement area is located on the Course Home page. Announcements are placed in the course site by your instructor and could provide critical course information. Reading the course announcements will help ensure your success within the course.

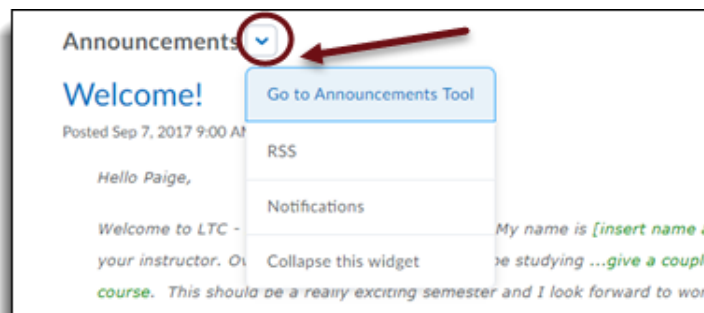
[Dismissing and Restoring Announcements](#) | [Notifications](#)

### Dismissing and Restoring Announcements

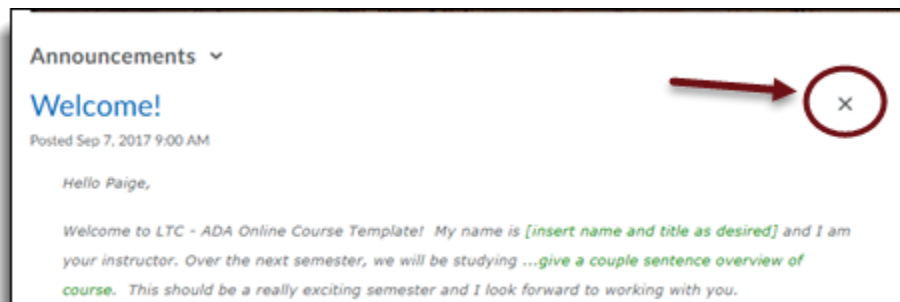
1. The **Announcement** widget is located on Course Home. This is where you will see any new information that your professor has posted.



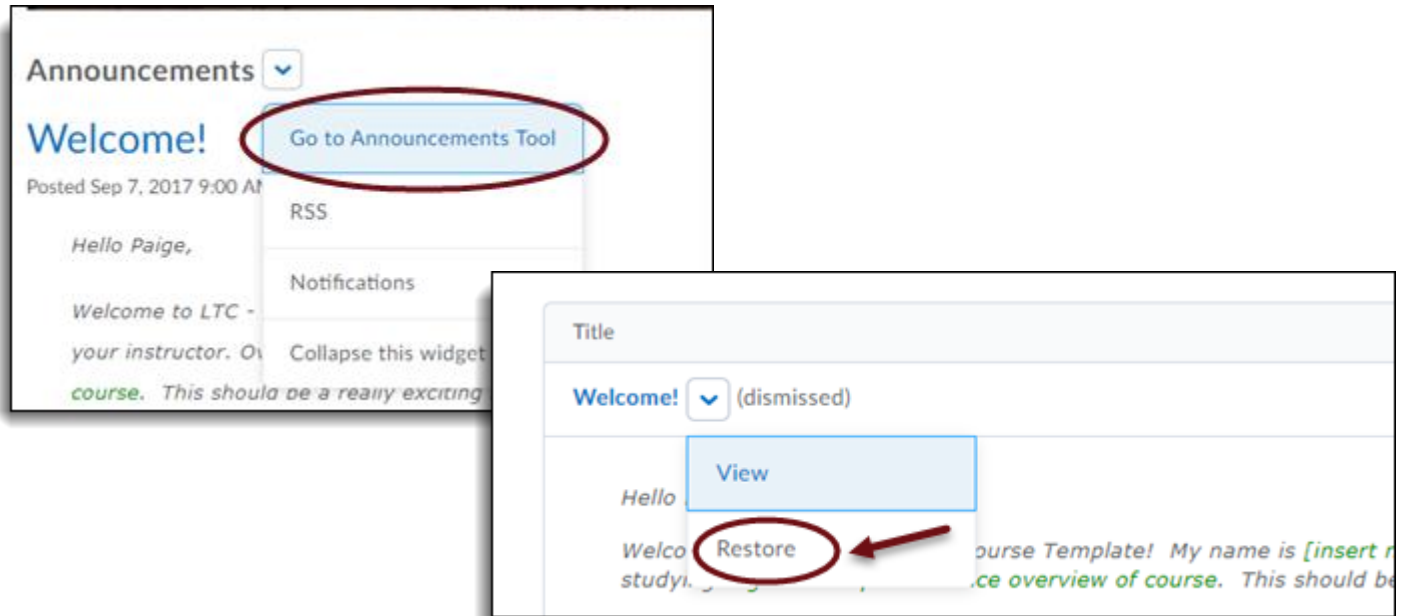
2. Click the drop down arrow to reveal additional news options including subscribing to RSS feeds or to receive notifications when announcement is updated by your instructor.



3. You can dismiss (but not delete) an announcement item by clicking the "x" to the right of the announcement title.

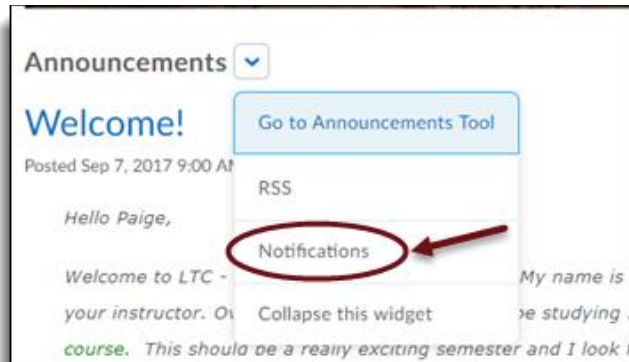


4. Go to the Announcement Tool to restore the dismissed item. Click the dropdown arrow beside the dismissed item and click restore.

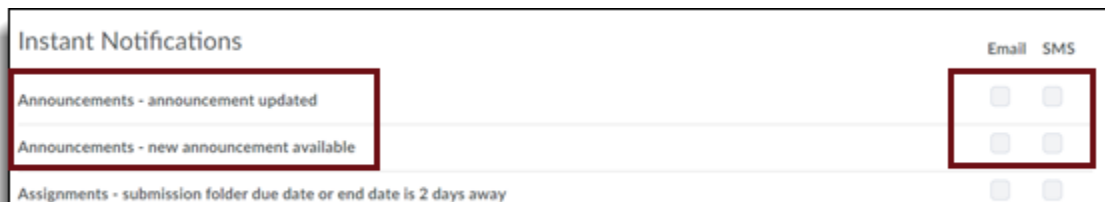


## Announcement Notifications

1. Under the dropdown arrow beside Announcements, click on Notifications.



2. Under the notifications page, you can choose what and how items send you notifications. To receive notifications for Announcements, select Email or SMS test messaging next to the Announcement options you wish to be notified about.



[Back to Top](#)