

Clarion University Guest Network Self Registration Guide

Last Modified 12/11/2021

Clarion University provides wireless internet access for individuals who have an affiliation with the university; meaning Clarion parents, visitors, alumni, vendors, etc. The guest network follows a self-registration model. Follow the steps below to connect to the network. Registration with a valid cell phone and e-mail address is required.

1. Connect your device to the **cu-wifi-guest** wireless network. Your web browser should automatically redirect to the **Clarion University Network Portal**. If you are not automatically redirected, open a web browser and navigate to a web page. Please note you may need to access a HTTP only page such as <http://neverssl.com> depending on your browser configuration.
2. If you already have an account, click **Sign In**. Otherwise, complete the registration form, including your **Name, Cell Phone Number, Mobile Carrier, and Email Address**.
3. Accept the **Terms of Use** and Click **Register**.
4. An email and text message will be sent to you immediately containing your account information, including your password.

Clarion University Network

Welcome to the Clarion University Network Portal. This network is for Clarion University Guests only. Faculty, Staff, and Students should use the cu-wifi-secure network requiring a Clarion University issued username and password.


Already have an account? [Sign In](#)

If you need an account, complete the form below to register.

Your Name *

Please enter your full name.

Phone Number:

 (201) 555-0123

Please enter your contact phone number.

Mobile Carrier:

The visitor's mobile carrier.

Email Address *

Please enter your email address.
This will become your username to log into the network.

*** Confirm:**

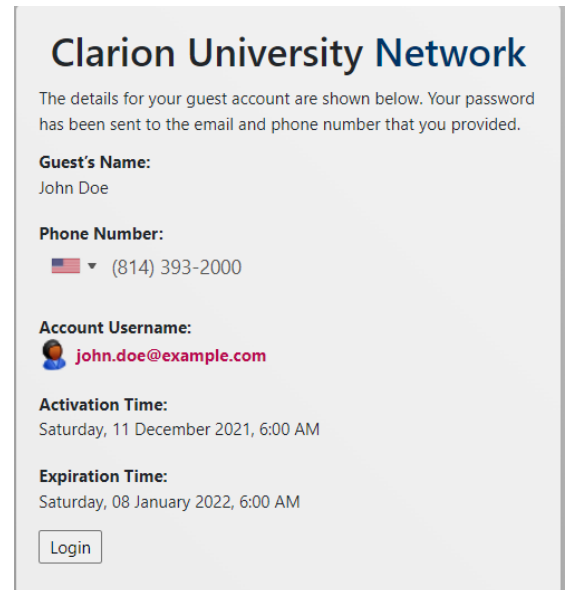
I accept the terms of use

* required field

Clarion University Guest Network Self Registration Guide

Last Modified 12/11/2021


5. On the page confirming your account details, click Login.




Clarion University Network

The details for your guest account are shown below. Your password has been sent to the email and phone number that you provided.

Guest's Name:
John Doe

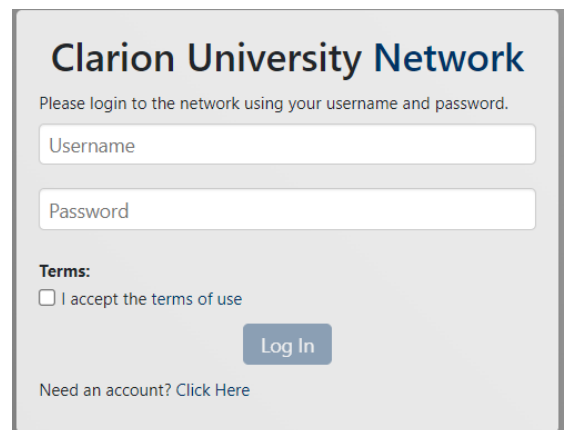
Phone Number:
 (814) 393-2000

Account Username:
 john.doe@example.com

Activation Time:
Saturday, 11 December 2021, 6:00 AM

Expiration Time:
Saturday, 08 January 2022, 6:00 AM

6. Enter your **Username** and **Password**, accept the **Terms of Use**, and click **Log In**.
7. You should now have access to the internet. The username and password is valid for a period of 30 days. After the username and password expires, you will need to self-register again.



Clarion University Network

Please login to the network using your username and password.

Terms:
 I accept the terms of use

[Need an account? Click Here](#)