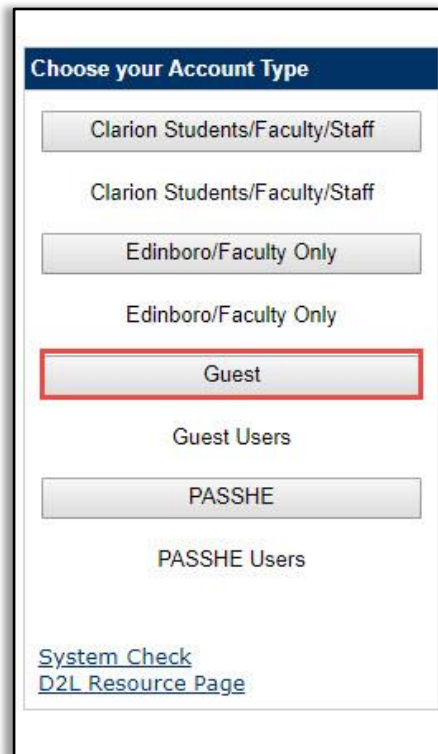


D2L Login Instructions – Guest access

1. Open a browser and go to <http://www.clarion.edu/d2l> to access the login link.

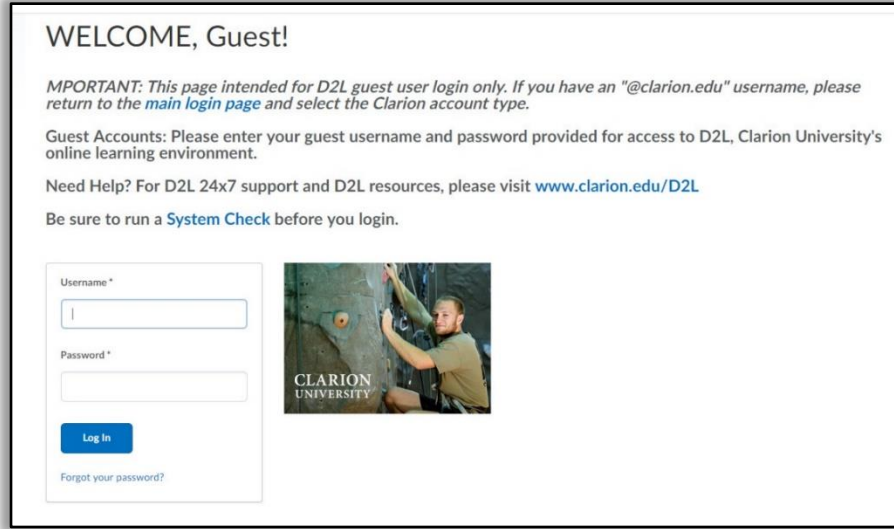


2. Select [**Guest**]

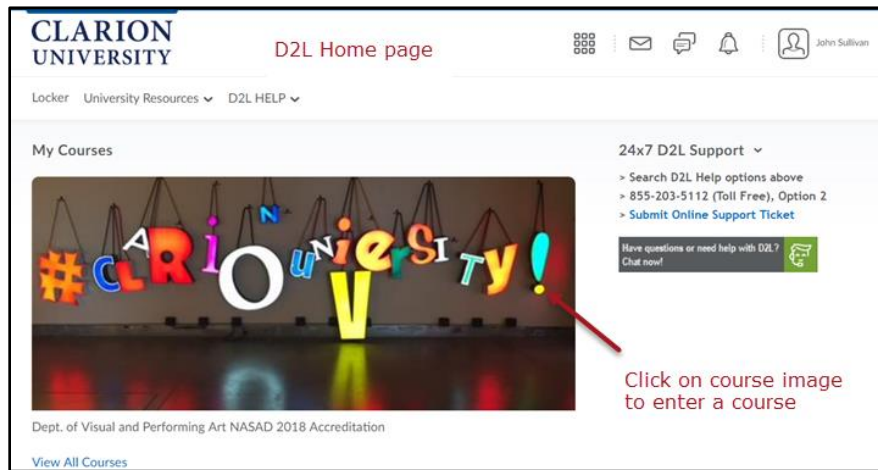


- continued -

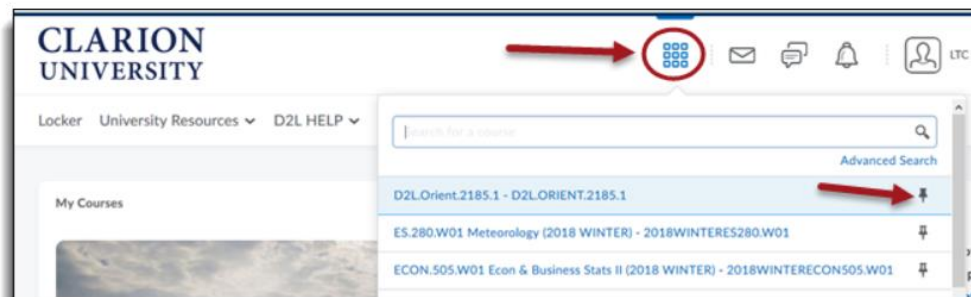
3. On the next screen:



- Enter the provided username and password in the corresponding fields
- Click the Login button
- Access a course by clicking on the course image in the My Courses area on the D2L Home page:



Note: If you do not see a course image, click the tiled icon, and then click the pin to the right of the course name to 'pin' the course to your D2L home page.



- continued -

4. When you first enter a course you will land on the **Course Home** page. Course materials can be accessed by clicking on **Content** in the course navigation bar:
- Navigate back to Course Home at any time by clicking the course name at the top of the page.
 - Navigate back to the D2L My Courses area, by clicking on the Clarion University logo in the upper left corner.
 - Additional D2L resources can be found using the links below:
 - i. [Faculty/Leader](#) 'How to' documentaion
 - ii. [Student/Participant](#) 'How to' documentation

5.

The screenshot shows a D2L course page. At the top left is the Clarion University logo. The course title is 'Dept. of Visual and Performing Art NASAD 2018 Accreditation'. The navigation bar includes 'Content', 'Assessments', 'Communications', 'Resources', 'D2L HELP', and 'University Resources'. A red box highlights the 'Content' link. A red arrow points from a callout box to the Clarion University logo, with the text: 'Click on the Clarion University logo to return to the My Courses area.' Another red arrow points from a callout box to the course title, with the text: 'Click the course title to return to the Course Home page'. Below the navigation bar is a banner for 'Dept. of Visual and Performing Art NASAD 2018 Accreditation'. Underneath are sections for 'Announcements' (with a dropdown arrow) and 'Updates' (with a dropdown arrow). The 'Announcements' section shows an announcement titled 'ART DEPARTMENT 2018' posted on Apr 4, 2018. The 'Updates' section shows a message: 'There are no current updates for Dept. of Visual and Performing Art NASAD 2018 Accreditation'. At the bottom right, there is a 'Calendar' dropdown menu and a 'Show All Announcements' link.

6. To logout, click your name in the upper right corner and choose **Logout**. Close the browser.